



Automizer Alley-Hand™



Automizer Alley-Hand™

PREMIER SIDE LOADER WITH A STRONGER ZERO KICK-OUT ARM.

Experience a vertical lift automated arm with zero kick-out for minimized spillage, tailored for navigating tight spaces.

The standard 12-foot arm, supported by a 22-inch extension track, offers exceptional reach. Our innovative design eliminates chain wear over time, featuring a robust rack and pinion lifting system powered by two hydraulic motors. This ensures swift movements from curb to hopper and back in under eight seconds.

Unlike competitors, our gripper travels in the down position, eliminating damaging rocking during transit. The track's nylon material combines strength with durability. Operators have precise control thanks to proportional valves, allowing for smooth motions.

The Automizer Alley-Hand™ ASL: Advancing Waste Collection!

Laying the foundations for a truly exceptional product.

LABRIE™ INNOVATIONS

With a strong emphasis on innovation, Labrie's engineering team has crafted a comprehensive range of customizable options to cater to even the most stringent customer requirements. We are poised and eager to embrace emerging industry trends and fulfill evolving customer demands. This perpetual cycle of innovation positions Labrie™ as the forefront leader in side loader solutions across North America.

WEIGHT DISTRIBUTION

Over years of innovation, Labrie™ trucks prioritize ideal weight distribution in all models. Our ongoing objective is to achieve the perfect material balance, ensuring models collect more waste while maintaining the highest legal payload.



ENVIROLINK™ HAS LAID THE FOUNDATIONS FOR A BRAND-NEW ERA IN TRUCK INTELLIGENCE.

An improved multiplex network and analog system, cameras and monitors, scales, diagnostic tools, safety interlocks, alerts, GPS tracking, and more are now packaged in a more precise, reliable, and efficient Smart Collection Package.



Alley Hand™

- True Vertical Lift
- Zero Kick-Out
- 12 foot reach
- 550 lb lifting capacity

	AUTOMATED	MANUAL	RESIDENTIAL	COMMERCIAL	DEMOLITION	ORGANICS	ALLEYS TIGHT AREAS	RECYCLING	TIPTO DUMP	FULL EJECT	SPLIT BODY	50>82 DGE	50>96 DGE	50>100 DGE	60>97 DGE	FRAME	ROOF	CAB	TAILGATE	EV
Automizer Alley-Hand™	●						●	●	●	●				◇ CNG			◇ CNG	◇ CNG	◇ CNG	●



TIGHT AREAS

The Alley-Hand™ arm excels in confined spaces like alleys, while still maintaining the versatility of extended reach.



AVAILABLE ABRASION RESISTANT STEEL

AR Steel offers strength, durability, and lightweight construction, making it ideal for robust hoppers without compromising payload capacity.



TIP-TO-DUMP OR FULL-EJECT

The Full-Eject system with T-Track Guide extends the lifespan of packer and wear components. A single cylinder handles both packing and full ejection.



IN-LINE ARM DESIGN

Our smooth-operating arms are crucial for maneuvering in tight spaces. They incorporate low "mass-in-motion" and "under hopper" inline designs, reducing torque during dumping for enhanced durability.



LARGE SUMP BOX

Our new sump box is 700% larger than the previous version, boosting liquid holding capacity and safeguarding the packer cylinders from waste leachate. Hydraulic hoses and tubing can be situated on either side of the body for convenient access and protection.



SINGLE SHEET OF STEEL ON THE BODY SIDES

Body walls are crafted from a single piece of abrasion-resistant steel, providing enhanced strength and a seamless surface ideal for graphics. This results in greater structural integrity, eliminating the need for reinforcement posts and reducing weld seams cracking and corrosion.

Automizer Alley-Hand™ Specifications

Body Specifications

Body Floor	0.157" AR450 175,000psi
Body Sides (lower)	10ga A1011 80,000psi
Body Roof	12ga A1011 80,000psi
Tailgate	12ga A1011 80,000psi

Cylinder Specifications

Body Lifting Cylinder (15yd ³ bodies)	4 stages 6-1/16" bore x 132" stroke
Body Lifting Cylinder (20yd ³ bodies)	4 stages 6-1/16" bore x 150" stroke
Body Lifting Cylinder (27-31yd ³ bodies)	4 stages 6-1/16" bore x 180" stroke
Packer Cylinders	4" bore x 2-1/2" rod x 40" stroke
Tailgate Cylinders	2-1/2" bore x 1-3/4" rod x 39" stroke
Arm Extension Cylinders	1-1/2" bore x 1" rod x 52-15/16" stroke
Grabber Cylinders	1-1/2in bore x 1" rod x 6-3/8in stroke

Hopper Specifications

Hopper Size (yd ³)	6.5
Hopper Floor	1/4" AR450 175,000psi
Hopper Sides (lower)	1/4" AR450 175,000psi

Hydraulic Specifications

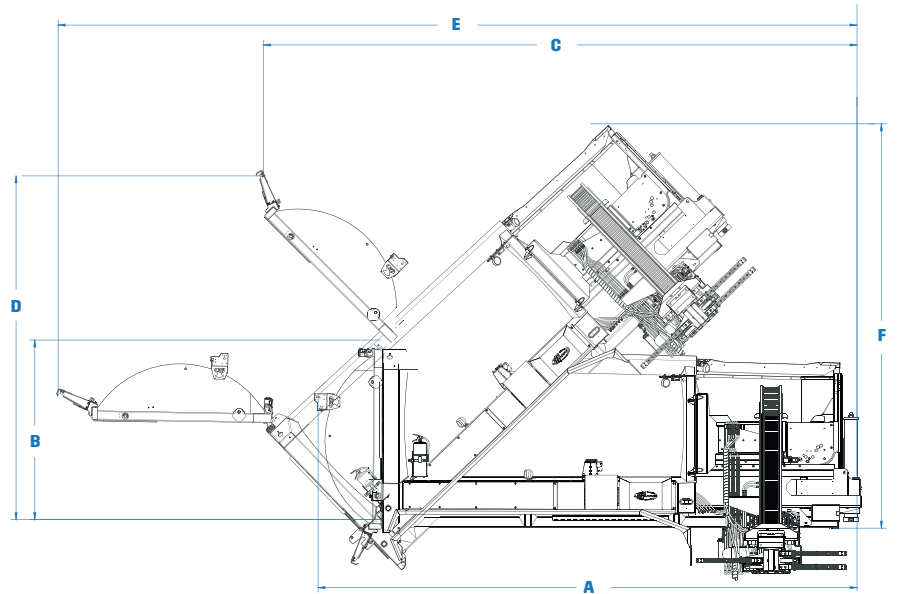
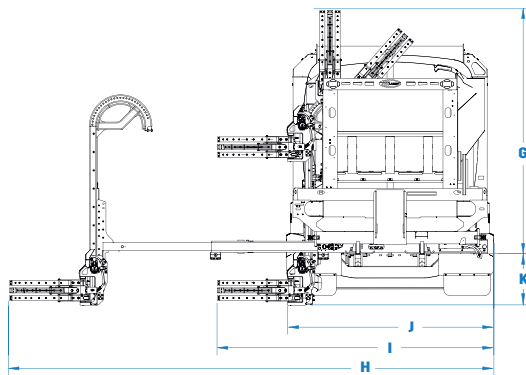
Pump Make & Model	Dual Vane
Pump Capacity	BODY: 20 gpm@700 rpm; ARM: 16 gpm@700 rpm
Max. Operating Pressure	3,000 psi (2,000 psi on single axle chassis)
Oil Reservoir	84-94 gal

Arm Specification (Alley-Hand™)

Arm Lift Capacity	550 lbs
Arm Reach	149.5"
Swing out	0"
Arm Controls	Proportional joystick, electric over hydraulic

Packer Specifications

Compaction ratio (lbs/yd ³)	850 (650 on single axle chassis)
Packer Panel Face Plate	1/4" 100QT 100,000psi
Packer Width	64-1/2"
Packer Height	24"
Packer Stroke	52"



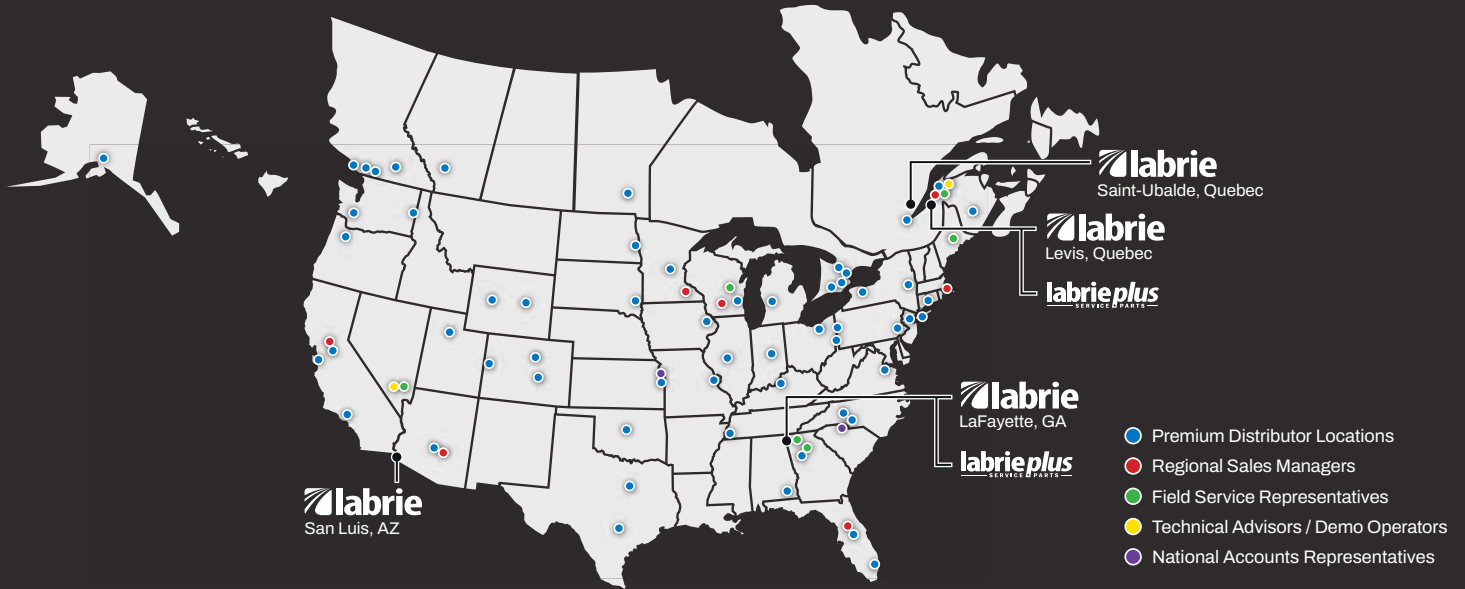
Body Dimensions

	15yd ³ (15+0)	17yd ³ (15+2)	19yd ³ (15+4)	21yd ³ (15+6)	20yd ³ (20+0)	22yd ³ (20+2)	24yd ³ (20+4)	26yd ³ (20+6)	27yd ³ (27+0)	29yd ³ (27+2)	31yd ³ (27+4)	33yd ³ (27+6)	31yd ³ (31+0)	33yd ³ (31+2)	35yd ³ (31+4)	37yd ³ (31+6)
A. Overall Length, Tailgate Closed (in.)	216	222	235	250	244	250	263	278	284	290	303	318	314	320	333	348
Overall Width (in.)	102	102	102	102	102	102	102	102	102	102	102	102	102	102	102	102
B. Overall Height Above Frame, Tailgate Closed (in.)	103	103	103	103	103	103	103	103	103	103	103	103	103	103	103	103
C. Overall Length, Tailgate Open (in.)	266	266	266	266	294	294	294	294	334	334	334	334	364	364	364	364
D. Overall Height Above Frame, Tailgate Open (in.)	197	197	197	197	197	197	197	197	197	197	197	197	197	197	197	197
E. Overall Length, Dumping Position (in.)	380	380	380	380	408	408	408	408	447	447	447	447	474	474	474	474
F. Overall Height Above Frame, Dumping Position (in.)	182	182	182	182	201	201	201	201	228	228	228	228	242	242	242	242
G. Overall Height Above Frame When Dumping (in.)	111	111	111	111	111	111	111	111	111	111	111	111	111	111	111	111
H. Overall Width, Arm Out, Grabber Closed (in.)	238	238	238	238	238	238	238	238	238	238	238	238	238	238	238	238
I. Overall Width, Arm In, Grabber Closed (in.)	136	136	136	136	136	136	136	136	136	136	136	136	136	136	136	136
J. Overall Width, Arm In, Grabber Open (in.)	101	101	101	101	101	101	101	101	101	101	101	101	101	101	101	101
K. Distance between bottom of Grabber and chassis frame rail (in.)	25	25	25	25	25	25	25	25	25	25	25	25	25	25	25	25

Performance Specifications

Arm In (96" reach)	2.0 sec @ 700 rpm	Packer complete cycle without regeneration	12 sec @ 1200 rpm
Arm In (144" reach)	3.0 sec @ 700 rpm	Packer complete cycle with regeneration	14 sec @ 700 rpm
Arm Out (96" reach)	2.2 sec @ 700 rpm	Tailgate Open	21 sec @ 700 rpm
Arm Out (144" reach)	3.3 sec @ 700 rpm	Tailgate Close (with Safety Flow limiter)	26 sec @ 700 rpm
Arm Up	4.0 - 5.0 sec @ 700 rpm	Body Up (depending on body size)	30-40 sec @ 700 rpm
Arm Down	3.5 - 4.5 sec @ 700 rpm	Body Down (depending on body size)	15-25 sec @ 700 rpm
Grabber Open	1.5 - 2.0 sec @ 700 rpm	Crusher panel Up	5 sec @ 700 rpm
Grabber Close	1.5 - 2.0 sec @ 700 rpm	Crusher panel Down	4 sec @ 700 rpm

Note: Specifications subject to change without notice



Our North American network is dedicated to quality.

Labrie™ trucks are supported by over 30 top-tier distributors spanning across 50+ sites in the US and Canada, guaranteeing a commitment to driving excellence and providing expert support.



Opt for the Labrie™ Pronto Stock Program when a pre-built model makes sense. Benefit from expedited delivery, cost savings, and a wide selection of models designed to cater to even the most demanding collection needs.



With Sourcewell, save time and money by combining the buying power of more than 50,000 government, education, and nonprofit organizations.



DRIVE EXCELLENCE™



175-B, route Marie-Victorin, Lévis, Quebec, Canada, G7A 2T3
Toll Free: 1-800-463-6638 | Telephone: 418-831-8250
sales@labriegrup.com | www.labriegrup.com



United States of America
1198 Shattuck Industrial Blvd, Lafayette, GA, 30728
Toll Free: 1-800-231-2771
usa.labrieplus.com | partscenter@labrieplus.com

Canada
175-A, route Marie-Victorin, Levis, Quebec, Canada, G7A 2T3
Toll Free: 1-877-452-2743
canada.labrieplus.com | labrieplusqc@labrieplus.com